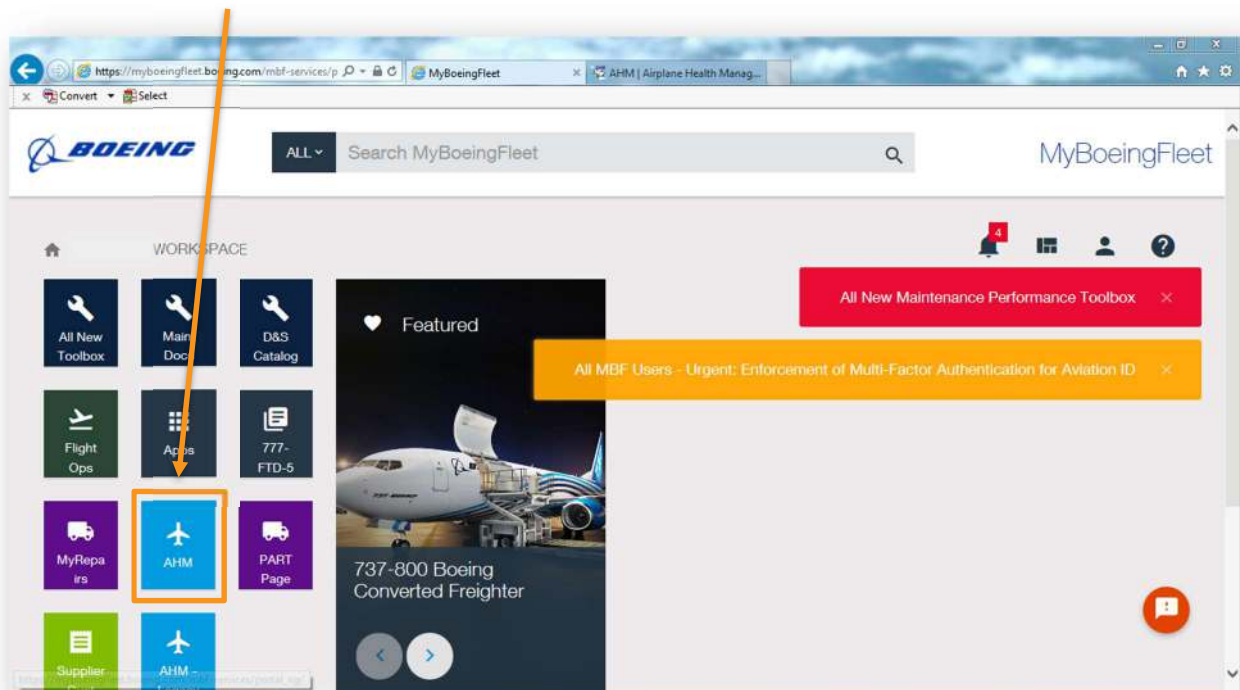


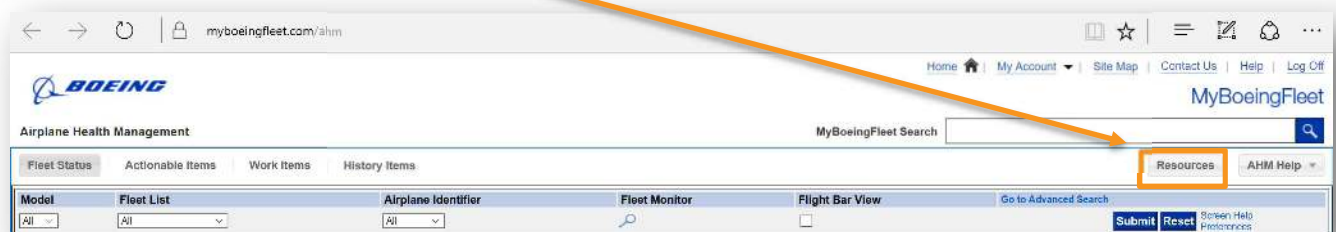
## Send APU data to EPCOR with the use of My Boeing Fleet

**STEP 1.** Go to: <https://www.myboeingfleet.com>

**STEP 2.** Click on “AHM”



**STEP 3.** Click on “Resources”

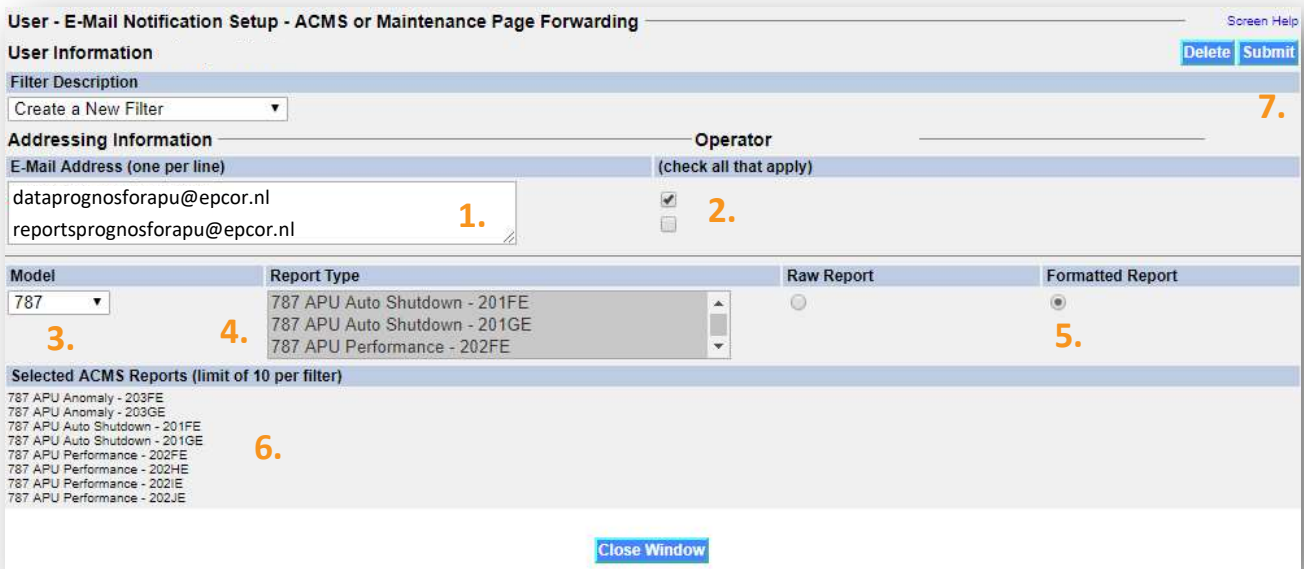


**STEP 4.** Then click on “ACMS or Maintenance Page Report Forwarding”

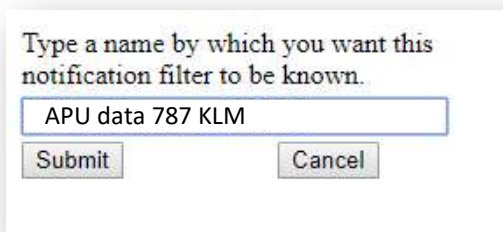
The screenshot shows the AHM Resource Management interface. The 'E-Mail Notification Setup' section includes the following items:

- NEW Email Notification:** Create one or more email notification(s) using general purpose triggers and logic.
- ACMS or Maintenance Page Report Forwarding:** Request that an ACMS and/or Maintenance Pages be forwarded to others. (This item is highlighted with an orange box and an arrow from the text above.)
- Nuisance Message Reminder:** Request periodically produced report for NCMIM be forwarded to others.
- Monitor 'Aging' Airplanes:** Setup e-mail notification when one or more airplanes stop communicating with AHM.

**STEP 5.** The next screen will appear:



1. Enter in **E-Mail Address**:  
[dataproggnosforAPU@epcor.nl](mailto:dataproggnosforAPU@epcor.nl)  
[reportsproggnosforapu@epcor.nl](mailto:reportsproggnosforapu@epcor.nl)
2. Select your airline at **Operator**.
3. Select the applicable aircraft type at **Model**.
4. Select at **Report Type**: “AC Type APU Anomaly - code”, “AC Type APU Auto Shutdown - code” and “AC Type APU Performance - code”.
5. Finally select “Formatted Report”.
6. Confirm that all selected reports are listed here.
7. Then “Submit” on the top right.



**STEP 6.** Type: “APU data a/c type yourairline”. And press “Submit”.